

# Sclerotherapy Manual for Nurses



## The Complete Sclerotherapy Cycle

More than a book it is a procedural manual, It is a Methodology or Medical Protocol in Sclerotherapy, It is practical and concise, It will guide you step by step, through the complete cycle of Sclerotherapy .

This methodology is based on the practical and objective experience of more than 25 years of many Doctors, therapists and administrators dedicated exclusively and entirely to the treatment of varicose veins, having treated thousands of patients of all nationalities and ethnicities in the U.S



# Sclerotherapy Manual for Nurses

## OVERVIEW OF THE BOOK



Sclerotherapy Manual for Nurses has been prepared especially for Nurses.

This Book, is a true methodology, it is based on the practical and objective experience of numerous doctors, therapists and administrators whom have been dedicated exclusively and entirely to the treatment of varicose veins for more than 26 years,

having treated thousands of patients of all nationalities and ethnicities in the U.S;

More than a book it is a procedural manual which brings to you the Methodology or Medical Protocol in Sclerotherapy. Teaching all you need to be successful in Sclerotherapy.

Each chapter of the book covers a step within the 10 Step of the Sclerotherapy Cycle . This manual takes you step by step.

Each chapter/step is presented in the same logical order in which the task occurs when treating a patient's varicose disease.

All elements and phases of Sclerotherapy are broken down both from a medical and managerial point of view. This system will guarantee you will be able to truly learn sclerotherapy, from A to Z

This book has been tailored to summarize the RN responsibilities. Checklist summarizing the RN's responsibilities can be found at the end of each chapter.





The manual follows a practical approach, going step by step. Look at the Table of Contents, each chapter explains in detail the task of the nurse.



# SCLEROTHERAPY FOR NURSES

## Table of Contents

### **Chapter No 1**

Eleven Steps of the First Visit  
Physical Examination  
Functional Tests  
3D Venous Map  
Venous Classification—Multifactor Scale  
Differential Diagnosis  
Managing Therapy Options  
Review & Charts, Summary of the First Medical Visit

### **Chapter No2 The 3D Venous Map**

Objective and Benefits of the Venous Map  
Venous Map  
Procedure for Filling out the Venous Map  
International Venous Classification (CEAP)  
Varicose Vein Scale and Categories  
Charts and Summary of the Steps for 3D Venous Map

### **Chapter No 3 Vascular Tests**

Types of Vascular Tests  
Arterial Doppler  
Steps for Arterial Doppler  
Arterial Imaging  
The How and Why of Venous Examinations  
Techniques Used in the Examination  
Deep Vein System  
Superficial Vein System  
Summary of Vascular Tests

### **Chapter No 4 Evaluating Test Results**

List of Sclerotherapy Indications  
List of Contraindications  
Results Derived from the Second Visit  
How to educate the Patient, Avoid Problems  
Informed Consent  
Charts and Summary of the Second Visit

Continue in next pages.....

# SCLEROTHERAPY FOR NURSES

## Table of Contents

### **Chapter No 5 Therapy Estimates.**

Evaluating Test Results  
Importance of Estimates, Why do we need estimates  
Problems with the Estimates  
Methodology for Making Estimates  
The Six Steps methodology  
Patient Index-Mathematical Formula  
Therapist Index-Mathematical Formula  
Estimate of Required Therapies  
Mathematical Formula  
Cost of Therapy  
Determine your price level  
Patient expectation  
Charts and Summary of How to Make  
Sclerotherapy Estimates

### **Chapter No 6 Treatment Plan**

How to prepare a treatment plan  
Elements to be considered in the Treatment Plan  
The 8 Steps for Developing the Treatment Plan  
Goals to be Reached with Sclerotherapy  
Pre-Sclerotherapy Recommendations  
Summary Chart of the Estimate Process

### **Chapter No 7 Performing Sclerotherapy**

Physiopathology of Sclerotherapy  
Classification and Use of Esclerosantes  
Concentration of the Medication  
How to prepare "DOSAGE"  
The Dichotomous Technique  
The different Sclerotherapy Method or Schools

### **Chapter No 7 Second Part The Essence of Sclerotherapy**

The 13 Steps of Sclerotherapy  
The 22 Most Important Injection Techniques  
The Second Sclerotherapy  
How to Control the Sclerotherapy  
Charts and Summary of Sclerotherapy Procedure



# SCLEROTHERAPY FOR NURSES

## Table of Contents

### **Chapter 8 Sclerotherapy Complications**


List of Sclerotherapy Complications  
Treatment for Each Complication  
Urticaria,  
Superficial Thrombus,  
Skin Necrosis,  
Blisters,  
Hyperpigmentation, etc.)  
Serious Systemic Reactions  
Eight Factors that Increase Risk of DVT/PE

### **Chapter 9 Sclerotherapy Control & Progress Report**

Objectives of Controlling the Progress of Treatment  
How to prepare a Progress Report  
Type and Frequency of the Treatment Control  
Therapist Report on the Progress of Sclerotherapy  
Physician Report on the Treatment Plan

### **Chapter 10**

Anatomy and Physiology of the Vein System  
Deep Vein System  
Superficial Vein System  
Perforators  
Anatomical References  
The Endothelium and its Functions  
Physiology of the Vein System  
Pathophysiology of Varicose Veins  
Manifestations, Conditions and Complications  
Photographic References / Before & After---Side Effects  
Graphic Summary of the Full Sclerotherapy Cycle



# SCLEROTHERAPY FOR NURSES

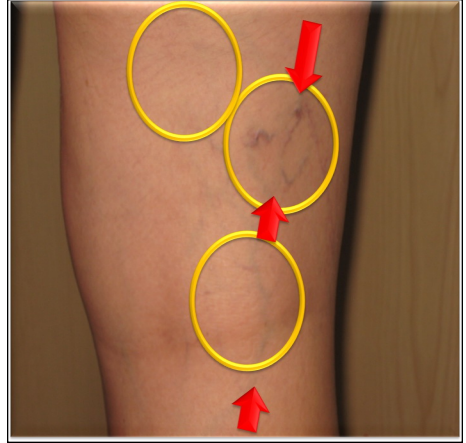
## Table of Contents

**What will you  
learn with this  
manual**



# SCLEROTHERAPY FOR NURSES

## Sample of Evaluation



You will be able to answer the following questions shown below



## CopaVin

Medication to use : \_\_\_\_\_

Concentration to use : \_\_\_\_\_

Starting Point : \_\_\_\_\_

Potential Problems : \_\_\_\_\_

Perforators Affected : \_\_\_\_\_

Expected Number of Treatment of Area : \_\_\_\_\_

Entry Points : \_\_\_\_\_

Area that takes Priority over this one : \_\_\_\_\_

Area to Follow : \_\_\_\_\_

Sequence of Treatment : \_\_\_\_\_

Dosage of Medication : \_\_\_\_\_



# SCLEROTHERAPY FOR NURSES

## Sample of Evaluation

The image displays an anatomical diagram of the lower extremities and a clinical photograph of a patient's leg. The anatomical diagram, titled "ANATOMY LOWER EXTREMITIES", shows the venous system with numbered zones (1-6) and perforators. A legend lists the following vessels:

- 1 Arteria Femoral
- 2 Arteria Poplitea
- 3 Arteria Tibial Anterior
- 4 Arteria Tibial Posterior
- 5 Arteria Peroneal
- 6 Arteria Dorsalis Pedis
- 7 Arco Plantar
- 1 Vena Iliaca Externa
- 2 Vena Femoral
- 3 Vena Perforans
- 4 Vena Safena Major
- 5 Vena Poplitea
- 6 Vena Peronea
- 7 Vena Tibial Anterior
- 8 Arco Venoso Dorsal

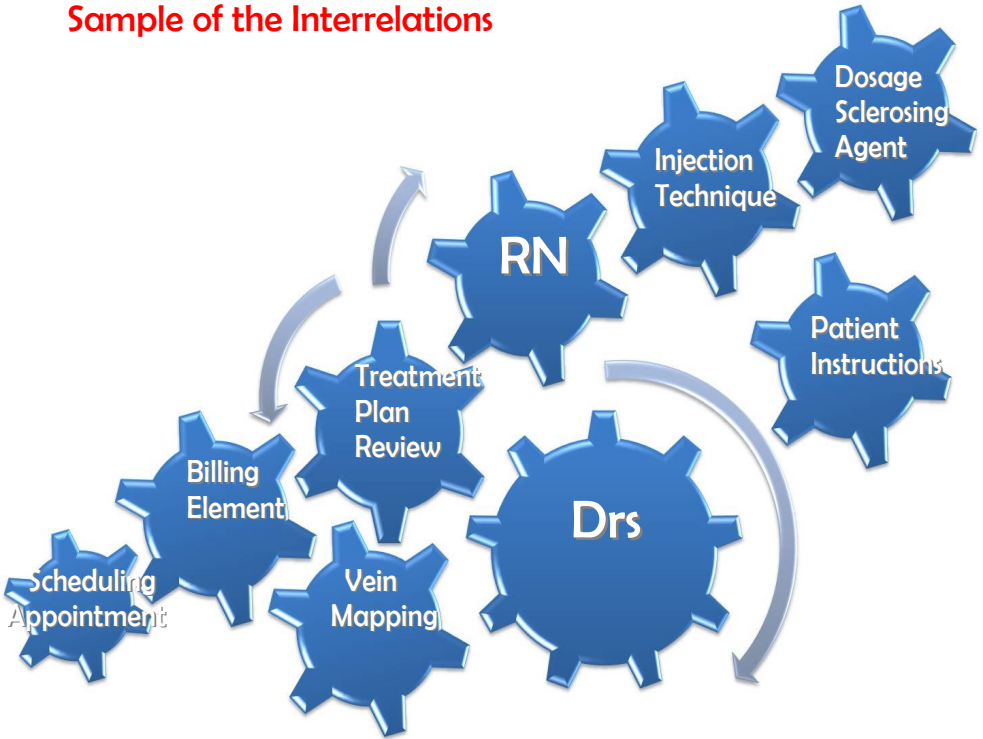
The clinical photograph shows a patient's leg with three yellow circles highlighting areas of small veins. A black line indicates the path of a deeper vein. A red arrow points to the lowermost circle. Text on the photograph reads: "Classical Case of Small veins with an Underlying Deeper Cause". The "CopaVin" logo is visible in the top right corner of the photograph. A blue arrow points from the anatomical diagram to the photograph. The text "Sclerotherapy Training Seminar" and "www.CopaVin.Com" are at the bottom.

You will be able to determine the sequence to follow, Determine which perforators are affected, Document the venous Map and more

# Interrelation Between DR & RN

This a practical Manual and it show the interrelations between Dr, RN and the different Task

## Sample of the Interrelations



These manuals will give you guidance every step of the way

Cost ..... \$ 375

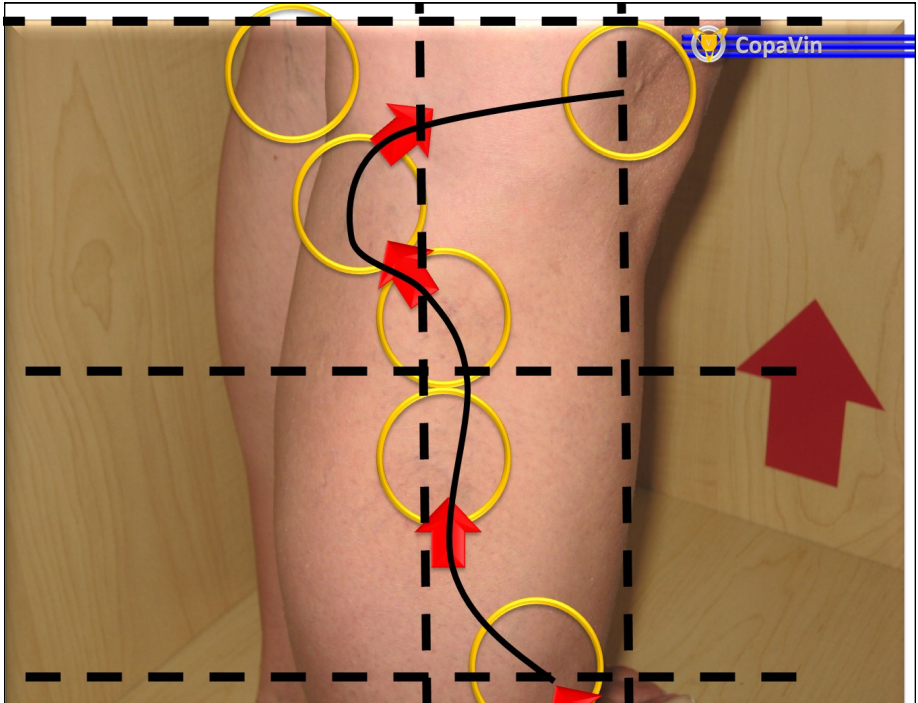
***Only for the Cost of 2 Therapies )***

To Order Call ( 786 ) 587 3202

Or go to [www. COPAVIN. Com](http://www.COPAVIN.Com)

# SCLEROTHERAPY FOR NURSES

Sample of Evaluation




You will be able to determine the sequence to follow, Determine which perforators are affected, Document the venous Map and more

# The 22 Sclerotherapy Techniques



Detailed explanation of the 22 Injection Techniques, How to avoid potential problems, Where to start, and much more

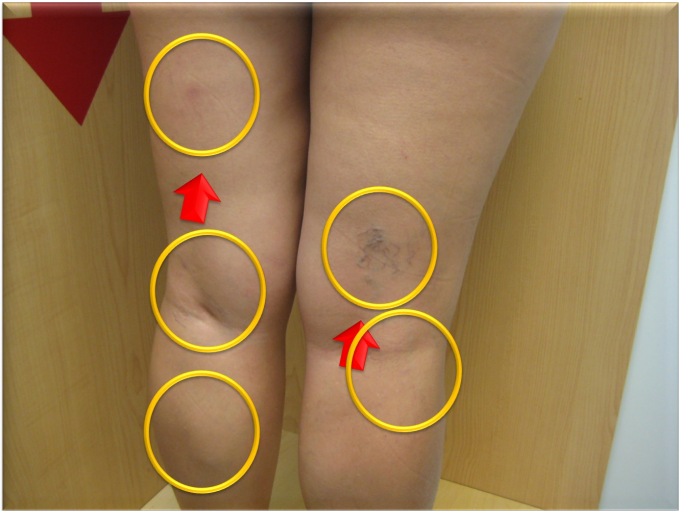
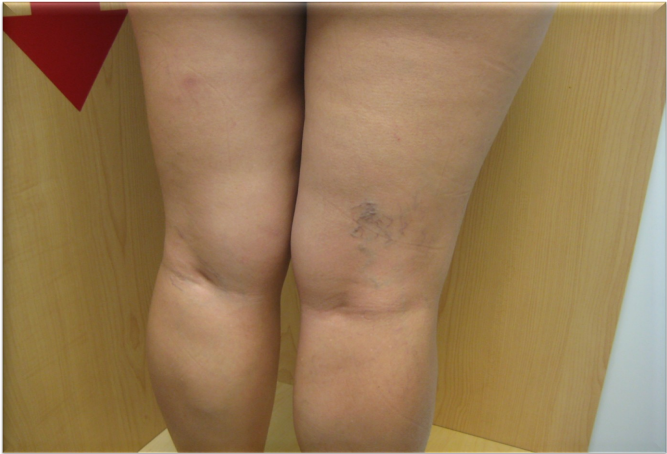


**Cost \$ 375** *For only the Cost of 2 Therapies ,*  
To Order Call ( 786) 587—3202 Or [www. COPAVIN. Com](http://www.COPAVIN.Com)

[www. CopaVin .com](http://www.CopaVin.com)

# SCLEROTHERAPY FOR NURSES

Sample of Evaluation



# Manual are designed with all the details necessary to be totally successful



**1**

**Comprehensive Vein Evaluation** - You will learn all the details to conduct a comprehensive medical evaluation of PVI, from differential diagnosis to Sclerotherapy methods to use, to treating complications. It's a real comprehensive course from a to z.

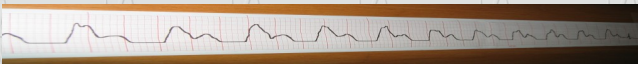
**2**



**How to prepare a complete treatment plan** - What elements to consider, how to document your medical records in order to avoid possible problems and get paid, how to estimate length of treatments.

**3**

**Arterial & Venous Doppler and Ultrasound Evaluation** - You will learn all the steps and required methodology to be able to incorporate 5 procedures into your practice, increase the accuracy & quality of the treatments while increasing income.



CPT reimbursement Codes : 93965, 93923, 93970, 93925



**4**

**The 22 different Sclerotherapy techniques** - You will learn all of the different types of Sclerotherapy techniques available. You will learn how to treat complications, and best of all how to avoid them; You will go through the complete cycle of Sclerotherapy.

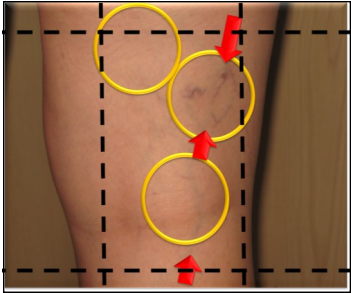
**5**

**How to Bill, How to Document, Informed Consent and much more....** You can perform the best Sclerotherapy in the world; you can be the best Doctor; but if you don't know "How to Bill", "How to Document", "How to Protect Yourself"; you could not survive.




# SCLEROTHERAPY FOR NURSES

Sample of Evaluation



CopaVin

# DIPLOMA & CERTIFICATE



## Obtaining a Sclerotherapy Certification

Once you complete the course offered by CopaVin , you could apply for examination in order to obtain Crown Medical Sclerotherapy Certification. To obtain **The Certificate in Sclerotherapy**, you also must meet these other requirements such as , You must show proof of medical education such as MD, RN, DO, DPM, PA, etc, and show that you have a valid and active license to practice your specialization in medicine for an area / State / Province: For International student are the same requirements or you can present a validation of Medical studies through any US embassy and have met CROWN MEDICAL requirements. The final process will be a direct interview with the candidate. Before approval for Certification Examination could be given



Certification Exam & Data Base.....\$ 275



# An Opportunity for Specially for Nurses

**New**



## LOOK AT THE BENEFITS WAITING FOR YOU

### A complete and Comprehensive Manual for Nurses

- ✓ Increase your **INCOME** dramatically
- ✓ Work a normal schedule
- ✓ Get the respect you deserve
- ✓ Become a Specialist
- ✓ Establish a business, Be your own boss
- ✓ Get paid directly, Don't depend on Insurances or HMO's
- ✓ Eliminate your risk and exposure; work with less stress

**Calculate  
your New  
Income**



To Purchase Manual got to

[www.CopaVin.com](http://www.CopaVin.com)